Vysoká škola múzických umení v Bratislave

Password management for school account

How to change password for school account

1. Open webpage https://idm.vsmu.sk. Login to MidPoint identity management system with your login and password. You get these credentials to your personal email.
   Your username is first character of your given name + surname + number (without @vsmu domain), for example **mlenhart1.**
   If you need to change language, click on flag and choose your language

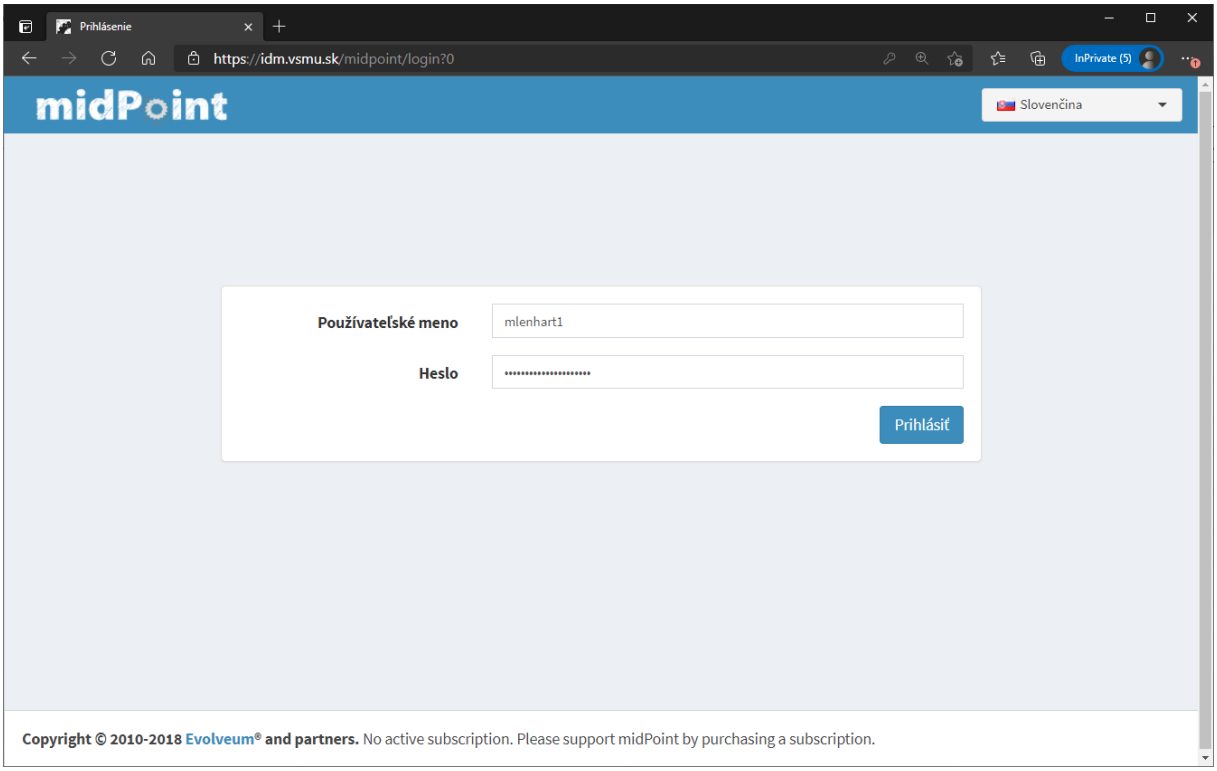

2. After successful login you will see blue square Password management (Správa hesiel in Slovak language, you can change). Clik on it.



3. The password change page appears, **where you enter your old password, then the new password, and repeat the new password.**
   Password should contain min. 8 characters, a combination of uppercase, lowercase, and numbers.

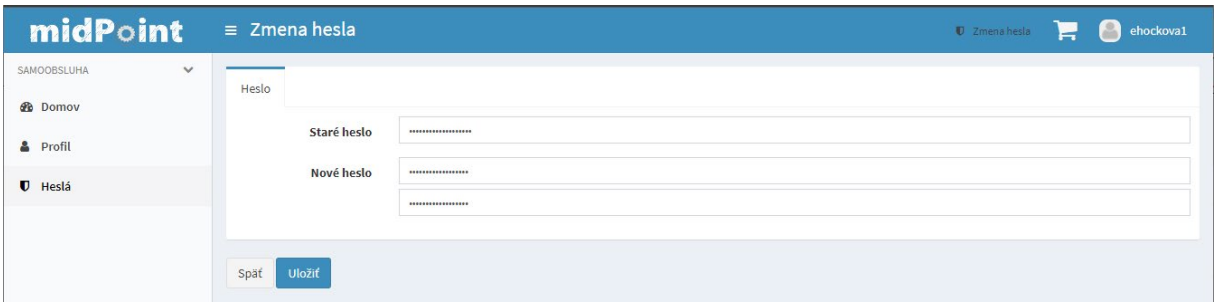

Save your new password with button 

.

After successfully changing the password, the home page will appear with a green bar at the top.

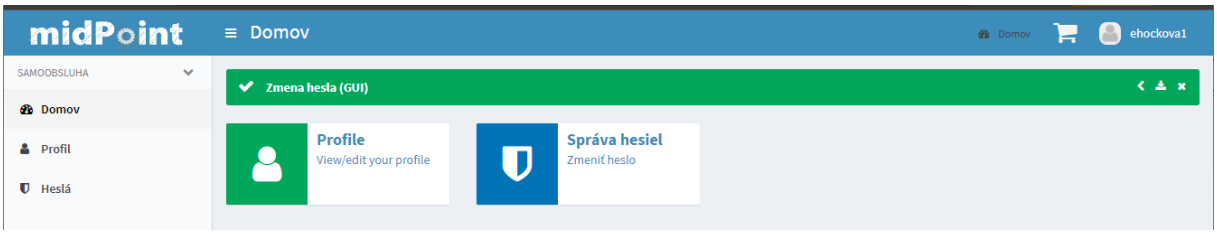

To exit IDM, you can log out at the top right by clicking on the icon of your login name and then pressing the button. 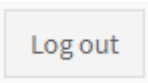

.